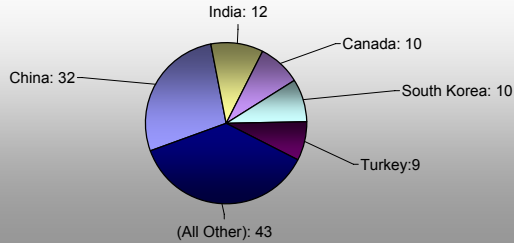


INTERNATIONAL SCHOLAR DEMOGRAPHICS
OFFICE OF INTERNATIONAL STUDENTS AND SCHOLARS
UNIVERSITY OF NEVADA, LAS VEGAS
FALL 2008 (09/30/08)

The University of Nevada, Las Vegas is proud to host International Scholars, which include faculty, professional staff, researchers and exchange visitors who do not have U.S. citizenship or U.S. permanent residency status but who hold a visa type listed below.

5 MOST REPRESENTED COUNTRIES



5 MOST REPRESENTED COUNTRIES

Country	# of Scholars
1. China	32
2. India	12
3. Canada	10
2. South Korea	10
5. Turkey	9
(All Other)	43
116 Total	

• There are a total of 35 countries represented by International Scholars

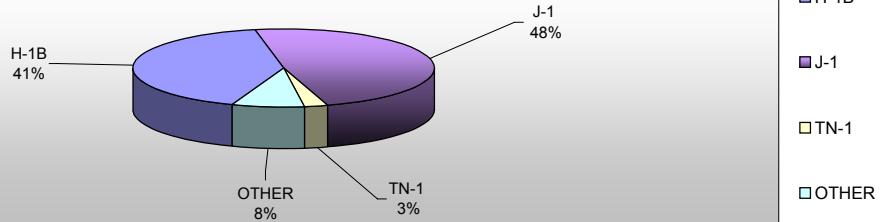
HIGHLIGHTS

• Total International Scholars:	116
Most Represented Colleges:	
1. College of Sciences	41%
2. College of Engineering	20%
3. College of Liberal Arts	10%
4. College of Education	6%
5. College of Business, Urban Affairs, Hotel Administration and Fine Art	3%

DISTRIBUTION OF SCHOLAR VISA TYPES

Visa Type	# of Scholars
H-1B	48
J-1	56
TN-1	3
OTHER (PR/I-485, F-1 OPT, & F-1 CPT, J-2)	9
116 Total	

DISTRIBUTION OF INTERNATIONAL SCHOLARS



INTERNATIONAL VISA TYPES DEFINED

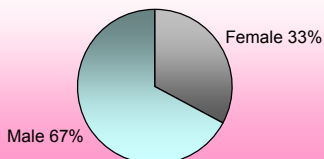
- H-1B:** Temporary worker visa status, includes faculty, professional staff, and researchers
- J-1:** Visiting researchers and professors, exchange and sponsored students
- J-2:** Dependent of a J-1 who has work authorization
- TN-1:** Temporary worker visa status for Canadian and Mexican citizens
- PR/I-485:** Pending U.S. Permanent Residence ("Green Card")
- F-1 OPT:** Student in F-1 status who has permission to work after completion of studies (Optional Practical Training)
- F-1 CPT:** Student in F-1 status who has permission to work during his/her studies (Curricular Practical Training)

MOST REPRESENTED AREAS SCHOLARS

University Area	# of Scholars	University Area	# of Scholars
1. Chemistry	15	6. Civil and Environment Engineering	4
2. Physics	10	7. Foreign Languages	4
3. Electrical and Computer Engineering	8	8. Harry Reid Center for Environmental Studies	4
4. Geoscience	7	9. Mechanical Engineering	4
5. Mathematical Sciences	7	10. Curriculum & Instruction	3

Note: Included is a complete list of all areas represented by the 116 International Scholars on the following page

INTERNATIONAL SCHOLARS - GENDER DISTRIBUTION



GENDER DISTRIBUTION	FEMALE	MALE	TOTAL
International Scholars	38	78	116
% Overall Gender Distribution	33%	67%	